

42nd Annual Fair

August 10, 2022



Bench Show &
Activities Guide

FAIR ACTIVITIES 2021

10:00 a.m.

Parade Assembly - School Grounds.

Parade Categories:

1. Commercial (businesses)
2. Non-Commercial (Towns, Churches etc.)
3. Youth Groups (4-H, Skating, etc.)
4. Heavy Horse Team
5. Light Horse Buggy or Wagon
6. Antique Vehicle
7. Horse & Rider
8. Children's Bikes, Pets or Wagons
9. Quads & Trikes
10. Novelty (odd, unusual)
11. Clowns

11:00 a.m.

Parade Starts

12:00 p.m.

Hot dogs and Concessions near Agri plex

Beer Gardens Agri plex

Children's Games and Activities Around Agri plex

Petting Zoo

Bouncy Houses

Mechanical Bull

Axe Throwing

Innisfree Rec Centre

Bench Show, School Art, and all exhibits on display.

Refreshments available

3:00 p.m.

Mutton Bustin'

WATCH FOR POSTERS for other Special Events

4:00 p.m.

Bench Show activities end.

Prize monies will be paid at the door during the afternoon.

Exhibits to be picked up by 4:30 p.m. PLEASE!

RULES AND REGULATIONS

1. Silver Collection at the door. Thank you for your donation.
2. All exhibits must be made by the exhibitor and be in their possession and must not have been entered in a previous Innisfree fair. Each exhibitor shall be able to enter only once in any class.
3. The Danish system of judging will be used by all judges. Ribbons for First, Second and Third in each class may be awarded. Exhibits will be awarded: First \$3.00, Second \$2.00 and Third \$1.00.
4. Judges reserve the sole right to judge and place exhibits as they see fit and if in the opinion of the judge, there is no exhibit in a class worthy of first prize, and none shall be given.
5. If, in any class, there are less than three entries, the board shall be at liberty to amalgamate such entries with another of like character.
6. Exhibitors are not required to be members of the society, although they are cordially invited to become members. Membership is \$2.00 per year.
7. The Fair Board will take every precaution to ensure the safety of the entries in the show but will not be responsible for any loss or damage.
8. The Fair Committee reserves the right to decide any point, which is not covered by the rules and regulations.
9. Each person will be able to obtain entry tags as they enter their exhibits. Please fill out the exhibitor's list at the back of the fair book.
10. Entries and entry tags will be accepted and completed at the Innisfree Rec. Centre. Tuesday, August 09, 2022, from 5:00 p.m. until 8:00 p.m.
Doors will be locked at 8:00 p.m.
Judging on Tuesday, August 09, 2022.
Local seniors who have entries but need a ride to hall please call Debbie at 592-2116.
11. Perishable items must be covered by a plastic bag. Do not cover vegetables.
12. Doors will be open to the public at 12:00 p.m., Wednesday, August 11.
13. The Fair Board will not be responsible for any accidents pertaining to fair activities. Exhibits must not be removed until 4:00 p.m. Wednesday, August 14. Building must be cleared by 4:30 p.m.
14. An exhibitor's fee of \$2.00 will be assessed to all exhibitors.

BRAGGING TABLE

Bring in any article, largest or odd shaped vegetable or fruit to display.
All articles are to be brought in the Tuesday night before the fair.


BENCH SHOW

Section A: Amateur Photography :

Exhibitor may enter one entry in each class. All photos must have been taken by exhibitor. All photographs must be mounted on regular mounting board, fine cardboard, or album pages. Plastic photo pages are not acceptable. Photos must be no larger than 5" X 7" and no smaller than 4" x 6", except for classes where specially indicated. Photos must not be cut.


Photography Class Colour

1. People - one photo - colour
2. Human interest - one photo - colour
3. Scenery or Landscape- one photo – colour
4. Waterscape (ocean, river, or lake, etc.) one photo-colour
5. Animals or birds - one photo - colour
6. Flowers - one photo - colour
7. Sunrise or sunset – one photo-colour
8. Reflections - one photo - colour
9. Sports - one photo - colour
10. Architecture - one photo - colour
11. Collection of three photos - colour
12. Collection of three photos related to one subject - colour
13. Collection of three photos - Farm life - colour
14. Collection of three photos of Village of Innisfree,
Innisfree Fair, or combination
15. View through a window - one photo - colour
16. Clouds – one photo – colour
17. Rainbow – one photo- colour
18. Heritage Photo- one photo-colour
19. One enlargement - any subject - colour
20. Framed photo - may be enlarged - colour
21. Panorama photo - any subject - colour
22. Four Seasons Collection – colour
23. Heritage Collection- three photos – colour
24. Any Computer altered phot. Entrant may need to submit two photos to
Show Before and After.
25. Any photo not listed above – colour



Photography Class Black and White or Sepia

26. People - one photo - Black and White or Sepia
27. Human interest - one photo - Black and White or Sepia
28. Scenery or Landscape - one photo - Black and White or Sepia
29. Waterscape (ocean or river or lakes etc.) -one photo-B&W or Sepia
30. Animals or birds - one photo - Black and White or Sepia
31. Flowers - one photo - Black and White or Sepia
32. Sunrise or sunset - one photo - Black and White or Sepia
33. Reflections -one photo- Black and White or Sepia
34. Sports - one photo- Black and White or Sepia
35. Architecture - one photo - Black and White or Sepia
36. Collection of three photos - Black and White or Sepia
37. Collection of three photos related to one subject – B&W or Sepia
38. Collection of three photos - Farm life - Black and White or Sepia
39. Collection of three photos of Village of Innisfree, Innisfree Fair, or combination
40. View through a window - one photo - Black and White or Sepia
41. Clouds – one photo - Black and White or Sepia
42. Rainbows – one photo- Black and White or Sepia
43. Heritage Photo – one photo- B&W or Sepia
44. One enlargement - any subject- Black and White or Sepia
45. Framed photo - may be enlarged- Black and White or Sepia
46. Panorama photo - any subject - Black and White or Sepia
47. Four Seasons Collection- Black and White or Sepia
48. Any photo not listed above - Black and White or Sepia
49. Four Seasons Collection - Black and White or Sepia
50. Heritage Collection – Black and White or Sepia
51. Any computer altered photograph. Entrant may need to submit 2 photos to how before and after if necessary.
52. Any other Photo not listed above - Black and White or Sepia




Section B: Breads:

All food exhibits to be displayed on a plate and inserted into a clear plastic bag if possible. No ready mixes permitted.

- Class 1. White bread (traditional method) - 1/2 loaf
- 2. Whole wheat or multi grain bread (traditional method) – 1/2 loaf
- 3. White bread made with bread machine – 1/2 loaf
- 4. Whole wheat or multi grain bread made with bread machine – 1/2 loaf
- 5. Plain buns - 3
- 6. Cinnamon buns - 3 no icing
- 7. Loaf - fruit or vegetable – 1/2 loaf
- 8. Bran muffins - 3
- 9. Any other muffins - 3
- 10. Baking powder biscuits - 3

Section C: Baking

- Class 1. Butter tarts - 3
- 2. Cookie jar - clear glass filled with 3 kinds of cookies
- 3. Jelly roll - with filling
- 4. Squares - plate with three kinds - 2 pieces of each
- 5. Angel food cake- 1/2 cake- no icing
- 6. Chiffon cake -1/2 cake- no icing
- 7. Chocolate or white cake - 2 layers iced
- 8. Decorated party cake
- 9. Cupcakes – 3 Decorated
- 10. Pie - double crust
- 11. Pie - Single Crust
- 12. Candy - 3 pieces
- 13. Cake - using fruit or vegetable (8x8)
- 14. Brownies - 3
- 15. Ethnic Bread or Pastry
- 16. Biggest flop - when baking for the fair

*Section D: Home Canning Fruits*

All canning must be **sealed**, or contents will not be judged. Label jars as to contents. 1 jar each.

- Class 1. Marmalade
- 2. Jam fruit
- 3. Jelly
- 4. Canned fruit - tame or wild
- 5. Apple Sauce



Section E: Home Canning (1 jar each)

- Class 1. Dill pickles - best if pickled last fall
- 2. Beet pickles
- 3. Relish-any variety
- 4. Sweet mixed pickles
- 5. Mustard pickles
- 6. Salsa
- 7. Canned Tomatoes
- 8. Pickled Carrots
- 9. Any other canning



Section F: Sewing

Soiled or unfinished articles, or articles which have been shown at previous Innisfree Fairs will not be accepted or entered for prizes. Wearing apparel exhibited may have been worn but must have been cleaned and pressed. Articles defaced by wear are not eligible for competition.

- Class 1. Pajamas or Night Gown
- 2. Denim article
- 3. Child's article - size 6 or under
- 4. Stretch and sew garment - for adult or child
- 5. Doll Clothes
- 6. Small article(s) - pot holders, oven mitts, place mats etc.
- 7. Blouse or shirt
- 8. Ladies or girls Dress or Skirt
- 9. Apron
- 10. Tote bag or purse
- 11. Sewing article using recycled material - State Original Use of Items Used
- 12. Costume - Unique or Unusual Items Welcome
- 13. Polar Fleece Article
- 14. Machine sewn Christmas article
- 15. Leather Article – i.e.: Vest, Mukluks, Mitts, etc.
- 16. Chenille Technique Article
- 17. Pillow Case
- 18. Open Class - any article not listed above

Section G: Hand Knitting

- Class 1. Cushions or Doily
- 2. Large article to wear
- 3. Afghan or bedspread
- 4. Baby outfit
- 5. Slippers
- 6. Mitts
- 7. Socks




8. Any hand knit article not listed above

Section H: Crocheting

- Class 1. Small article (mitts, slippers, socks, cushions) or Doily under 10 inches
2. Large article to wear
 3. Afghan or bedspread
 4. Tablecloth or Table Runner
 5. Christmas craft
 6. Baby outfit
 7. Doily 10 inches and over - Mounted on Cardboard
 8. Doll Clothes
 9. Any crocheted article not listed above

Section I: Quilting

1. Machine Quilted
2. Hand Quilted
3. Tied Quilt
4. Quilted Small Article
5. Baby Quilt (any technique)
6. Paper Piecing Article
7. "Raggy" Quilt or Throw
8. Applique Quilt or Article
9. Quilt as you Go Article
10. Quilted Christmas Stocking
11. Group Quilt—should display members work in variety of squares or quilting
12. Wall Hanging (any technique)
13. Table Runner or Cloth (any technique)

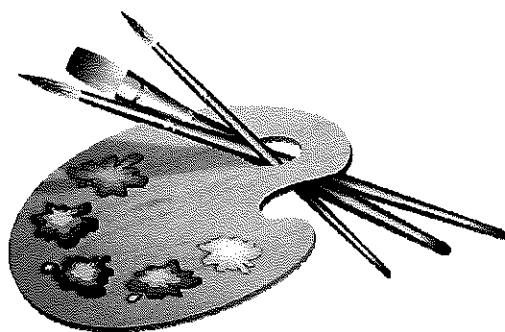


Section J: Handicrafts (Please specify if kit)

- Class 1. Petit point article or picture
2. Needlepoint article or picture
 3. Embroidered article or picture
 4. Cross-stitch article or picture
 5. Crewel article or picture
 6. Christmas hand crafted item
 7. Hardanger or Drawn thread- any article or picture
 8. Diamond Point article or picture
 9. Dolls, teddy bears and similar stuffed creations
 10. Leather work article
 11. Fabric Mosaic or Fabric creation any article.
 12. Stained Glass or Glass Etching article
 13. Textile Arts Project
 14. Mixed Media Project 2 or more techniques
 15. Homemade Soap
 16. Homemade Candle
 17. Ethnic article
 18. Any other handicraft not listed above

Section K: Hobbies & Art (Please specify if a kit, work must be done by individual)

1. Landscape-hand painted-oil
2. Landscape-hand painted acrylic
3. Landscape-water colour
4. Picture-People-Painted-oil
5. Picture-People-Painted-acrylic
6. Picture-People-water colour
7. Picture-Flowers-Painted-oil
8. Picture-Flowers-Painted-acrylic
9. Picture-Flowers-Painted-water colour
10. Abstract-hand painted-oil
11. Abstract-hand painted-acrylic
12. Abstract-hand painted-water colour
13. Black & White Drawing-pencil, ink, or charcoal
14. Scrapbooking photo page
15. Scrapbooking photo page using computer any technique
16. Hand Drawn Cartoon
17. Any Picture-pastels
18. Article made from recycled material
19. Wheat weaving
20. Sculpturing or Quilling
21. Christmas decoration
22. Computer designed card-any design
23. Rubber stamp card – any design
24. Woodworking-any article
25. Jewelry -any technique
26. Door decoration or Wreath
27. Stepping Stone or Garden Creation
28. Weaving Article
29. Silk, artificial, or dried arrangement
30. Any other hobby not listed here



Section L: Vegetables

Name the variety on entry tag if known. Display small vegetables on a plate.


- Class
1. Beans - 5 green
 2. Beans - 5 wax
 3. Beans - 5 broad
 4. Beans - 5 any other variety, name variety
 5. Beets - round 3 roots with 1" top
 6. Beets - cylindrical 3 roots with 1" top
 7. Broccoli - 1 head
 8. Cabbage - 1 green head
 9. Cabbage - 1 red or purple head
 10. Carrots - 3 roots with 1" tops (over 6" long)
 11. Carrots - 3 roots with 1" tops (under 6" long)
 12. Cauliflower - 1 head
 13. Corn - 2 cobs husked
 14. Cucumbers - 1 slicing variety with stem on
 15. Cucumbers - 3 pickling variety with stems on
 16. Garlic - 2 bulbs
 17. Kohlrabi - 1
 18. Lettuce - 1 head
 19. Onions - table or Spanish 3 bulbs leave 1" stem. *Remove ragged & dirty Scales only
 20. Onions - 3 red
 21. Parsnips - 2
 22. Peas - 5 pods
 23. Pepper - 1 - red, yellow, or green
 24. Potatoes - 3 red
 25. Potatoes - 3 white skin
 26. Potatoes - 3 other variety name variety
 27. Radishes - bunch of 3 with tops and roots left on
 28. Squash - 1
 29. Swiss chard plant - 1
 30. Tomatoes - 3 green
 31. Tomatoes - 3 red with stem 1/2" long
 32. Tomatoes - 3 cherry with stems on
 33. Turnip - Swede 1" top roots trimmed (yellow flesh)
 34. Turnip - Summer 1" top roots trimmed (white flesh)
 35. Zucchini - 1 Stir Fry Size
 36. Zucchini - 1 largest or unusual
 37. Vegetable tray or basket - 5 different vegetables displayed
 38. Garden Herb Collection - 3 or more species
 39. Novelty Vegetable - i.e., purple beans or potatoes
 40. Any other vegetable not listed above



Section M: Fruits

Name the variety on entry tag if possible. Display small fruit on plate.

- Class 1. Apples - 3 with stems
 2. Crabapples - 5 with stems
 3. Raspberries - 5 with stems
 4. Strawberries - 5 with stems
 5. Saskatoons - 5 with stems
 6. Collection of tame fruits - 3 varieties of 3 each
 7. Collection of wild fruits - 2 varieties of 3 each
 8. Rhubarb - 3 stalks, rubber band, stalks left intact as pulled, Leaf blade trimmed into fan shape 1" long.
 9. Any other fruits not listed above



Section N: Flowers

- Class 1. Asters - less than 3" 3 blooms
 2. Asters - over 3" 3 blooms
 3. Bachelor Buttons - 3 stems
 4. Calendula - 3 stems
 5. Carnations - 2 stems
 6. Dahlia - 3 blooms under 3 inches
 7. Dahlia - 3 blooms over 3 inches
 8. Delphinium - 3 spikes
 9. Gladioli - 1 spike
 10. Hollyhocks - 3 stem
 11. Lavatera - 3 blooms
 12. Lily - 1 stem
 13. Marigolds - less than 3" 3 stems
 14. Marigolds - over 3" 3 stems
 15. Nasturtiums - 3 stems
 16. Pansies or Violas- 3 blooms
 17. Petunia - double 3 blooms
 18. Petunia - single 3 blooms
 19. Roses - 1 stem or spray
 20. Snapdragon - 3 stems
 21. Stocks - 3 spikes
 22. Sunflowers - 3 stems
 23. Sweet peas - 3 stems
 24. Zinnia- 3 stems- less than 3 inches
 25. Zinnia- 3 stems- over 3"
 26. Any other Flower not listed - 3 spikes, blooms, or stems



Section 0: Flowers in arrangements and bouquets

A bouquet is a collection of flowers which is not arranged, does not have the stems tied together, and may be in a container or vase.


1. Rose in Rose Bowl
2. Tea Rose on stem in vase
3. Arrangement of Wildflowers & Grasses in Kitchen Utensil
4. Floral Table Centre not over 12"
5. Mixed Bouquet
6. House Plant-flowering
7. House Plant-non-flowering
8. Corsage - Display in plastic bag
9. Teacup & Saucer Arrangement
10. Holiday or Novelty Arrangement
11. Miniature Fresh Flower Arrangement – under 2 inches
12. Dish Garden or Terrarium
13. Outdoor Planter – self planted



Section P: Golden Age - 65 years and over

Class 1. Cross-stitch article or picture

2. Ceramic article
3. Traditional embroidered article or picture
4. Any knitted article
5. Any crocheted article
6. Woodwork article
7. Quilt - quilted or tied
8. Hooked rug - mark on back if kit or own design
9. Hardanger, petit point or needle point article or picture
10. Christmas craft
11. Silk or artificial or dried flower arrangement
12. Steppingstone or Garden Creation
13. Decorative Art - hand painted or sketched
14. Scrapbooking Page or album
15. Special Occasion Card – any method
16. Any other craft not listed



Section Q: Advanced Juniors 12 - 17 years old -Exhibitors Age - No mixes please

- Class
1. Cupcakes - 3 iced
 2. Cookies - 3
 3. Butter tarts - 3
 4. Cinnamon buns - 3 not iced
 5. Brownies - 3
 6. Candy - 3 pieces
 7. School lunch
 8. Cookie House
 9. Decoupage article
 10. Embroidered article
 11. Woodwork article
 12. String art or wire art
 13. Knitted or crocheted article
 14. Sewn article
 15. Metal work, hand-made
 16. Plastic work, hand-made
 17. Leather work
 18. Special Occasion Card - maybe made by hand or computer
 19. Water colour or Oil Painting
 20. Scrapbooking Page
 21. Stepping Stone or Garden Decoration
 22. Decoratively wrapped gift
 23. Any other Craft not listed above
 24. Bouquet of tame flowers
 25. Bouquet of wildflowers
 26. Vegetable tray or basket -3- different vegetables displayed
 27. Vegetable Creation
 28. Display of Pressed Flowers – named for extra points

Section R: Juniors 7 to 11 years old -No mixes please - State Exhibitors Age

- Class
1. Cupcakes - 3 iced
 2. Cookies - 3
 3. School lunch in a box
 4. Plate of nutritional snacks - 5 varieties
 5. Cookie House
 6. Wood hobby (specify if kit)
 7. Embroidered article
 8. Sewn article
 9. String or wire art
 10. Lego or mechano creation or similar construction material - (No kits)
mounted or in suitable tray for carrying
 11. Rock or plastic bottle creation
 12. Decoupage
 13. Leather work
 14. Pencil, ink, charcoal, or crayon drawing

15. Oil painting mounted or framed
16. Water colour painting, mounted or framed
17. Paper creation
18. Special Occasion Card - may be generated by hand or computer
19. Decoratively wrapped gift
20. Recycled article - state original use of material re-used
21. Fabric Painting (Sneakers, T-Shirts etc.) or Tie Dyeing
22. Dough Art or similar medium
23. Vegetable creation
24. Bouquet of wildflowers
25. Bouquet of tame flowers
26. Vegetable tray or basket- 4 different vegetables displayed
27. Collection of 10 leaves, mounted or framed and named
28. Scrapbooking page
29. Any collection of items displayed attractively
30. Bird House or Feeder - Any material
31. Any other craft article not listed above

Section R-PW: Pee Wees 6 years and under

No mixes please – State Exhibitors Age

1. Cookies - 3
2. School lunch
3. Rice Krispies or Marshmallow Creation - Edible
4. Painting, pencil or crayon drawing
5. Special occasion card
6. Lego or Duplo display - your own creation
7. Recycled Article - State original use of material
8. Paper Creation - any type
9. Bouquet of flowers
10. Vegetable tray or basket- 3 or more different vegetables displayed
11. Vegetable creation
12. Collection of 5 leaves, mounted or framed and named
13. Any collection of items displayed attractively
14. Any other craft article not listed above



Section R-M for Men Only

The exhibitor must home brew all entries of Wine and Beer. Exhibitors are encouraged to make the bottles more interesting and attractive by naming and labeling the display bottles. Please make sure that all tags are fastened to the bottles with elastic bands.

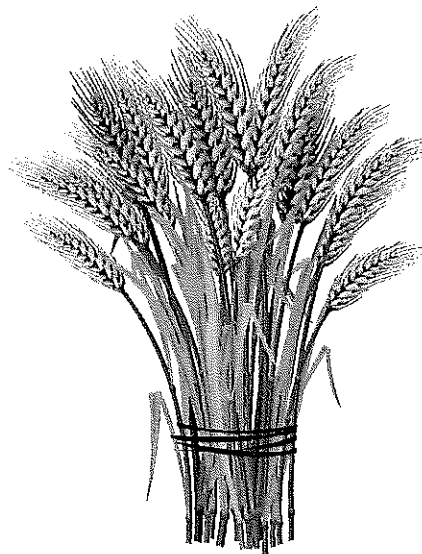
1. Blush or Rose Wine
2. Wine - Red - 1 bottle identify if kit used
3. Wine - white - 1 bottle identify if kit used
4. Bird House or Feeder
5. Any handicraft item
6. Wood Working item
7. Baking item - no icing
8. Bread Maker bread
9. Any kind of smoked meat - 2 pieces
10. Preserves or Pickles - 1 jar
11. Honey in clear jar

Special Prize Monies for Sections S, T & U: 1st -\$10, 2nd - \$7, & 3rd-\$5

Section S: Sheaf Exhibits

Any age group may enter. All sheaves to be 24 - 30" in length stripped of leaves either 30 stems or not less than 1" in diameter. Exhibits must be labeled with the name of varieties and tied with three bands.

- Class
1. Sheaf of Wheat
 2. Sheaf of Oats
 3. Sheaf of Barley
 4. Sheaf of Rye
 5. Sheaf of Canola
 6. Sheaf of Peas
 7. Sheaf of Flax



Section T: Threshed Grain

Label each jar with variety.

- Class
1. 1 quart of spring wheat
 2. 1 quart of oats
 3. 1 quart of barley
 4. 1 quart of fall rye
 5. 1 quart of canola
 6. 1 quart of peas
 7. 1 quart of flax

Section V: Handwriting Class

All entries must be the work of the entrant and must be printed or written on foolscap or paper sized up to 8 1/2" X 11". Please attach name, address, and category on the back of the entry on a separate piece of paper with either a staple or tape.

Grades K to 9, please double space and attach any extra sheets. Include all parts of each poem including title and author.

Entries will be judged in categories:

These grades will print or write the poem "The Little Turtle"

- K. Kindergarten
- 1. Grade 1
- 2. Grade 2
- 3. Grade 3

These categories will write the poem "The Lake Isle of Innisfree". Grades 4-9

Criteria for Penmanship:

- Neatness
- Legibility, easy to read
- Uniformity of slant
- Closing of loops properly in the letters
- Correct size and height of letters
- Even spacing of all letters and words
- Dotting the i's and j's properly
- Letters resting correctly on the base line
- Correct formation of letters
- No "White Out" (Liquid Paper)
- Do not use all capitals for title
- Leave space between poem and poet's name

Grades 10-12

Adults



The Lake Isle of Innisfree

I will arise and go now, and go to Innisfree,
And a small cabin there, of clay and wattles made:
Nine bean rows will I have there, a hive for the honeybee,
And live alone in the bee-loud glade.

And I shall have some peace there,
For peace comes dropping slow,
Dropping from the veils of the morning
To where the cricket sings;
There midnight's all a-glimmer,
And noon a purple glow,
And evening full of the linnet's wings.

I will arise and go now, for always night and day
I hear lake water lapping with low sounds by the shore.

While I stand on the roadway, or on the pavements gray,
I hear it is the deep heart's core.

By William Butler Yeats

The Little Turtle

There was a little turtle.
He lived in a box.
He swam in a puddle.
He climbed on the rocks.

He snapped at a mosquito.
He snapped at a flea.
He snapped at minnow.
And he snapped at me.

He caught the mosquito.
He caught the flea.
He caught the minnow.
But he didn't catch me.

By Vachel Lindsay

INNISFREE AND DISTRICT AGRICULTURAL SOCIETY

ANNUAL FAIR

I hereby make entry in the following classes and by doing so agree to abide by all the rules and regulations of the Innisfree and District Agricultural Society as printed.

Last Name: _____ First Name: _____

Mailing Address: _____

Town: _____ Phone Number: _____

Section Letter	Class Number	Class Description	Society use only

Signature: _____ Exhibitor's Number: _____